




50 YEARS IN TECHNOLOGY INNOVATION


MODULAR OUTDOOR RF Over FIBER LINK

EXTENDED BAND = 45 – 3000 MHz

RF Over FIBER
Mod. **ROF4-xx**



Weatherproof connectors



Rubber O ring

- 45-3000 MHz for HTS Ku/Ka-band
- RF & Optic Weatherproof connectors
- It can accommodate 4 TX or 4 RX or 2 TX & 2 RX
- IP67 enclosure, Direct Antenna mounting
- Transport all format, RF, SATCOM, GPS, TV, DAB, FM
- MGC adjust or AGC modes
- RF monitor Port for peaking or distribution
- 2 Redundant PSU connectors
- Built-in LNB PSU, 13/18 V/22 KHz
- LNB current monitor Led at RX (opt.)
- RF laser drive monitor Led at RX (opt.)
- 5 years Warranty, Reliable Support & Training

INNOVATIVE PERFORMANCE

for: SYSTEM INTEGRATOR,
TELEPORT BROADCASTER,
CABLE NETWORK, GOVERNMENT
& MILITARY COMMUNICATIONS



1972 > 2022 >>


50 YEARS OF TECHNOLOGY INNOVATION

- 4 Slots Professional RF over FIBER Link (50 - 3000 MHz)
- Aluminium Outdoor case with wall mount Supports included
- Available in three versions: 4 TX or 4 RX or 2 TX & 2 RX modules
- RF Level Test Point @-20 dB for level Monitoring
- LEDs indication for Status and Alarms
- TX equipped with Coax DFB single mode Laser 1.310 nm to 1.650 nm (opt.)
- RX equipped with Optical Photodiode PIN from 960 nm to 1.650 nm
- 2 Redundant 12V dc PSU Input to guaranty the Quality of Service

PHYSICAL & CONNECTIONS




mod.
ROF4-OTX-S



- | | | |
|--|--|---------------------------------------|
| 1. Cover Hinges | 7. Module 4 LASER Output 1.310 nm/1.550 nm | 13. Module 3 Level test point - 20 dB |
| 2. Wall fixing bracket | 8. PSU 1 Input 12 V dc | 14. Module 3 RF Input 50 - 3000 MHz |
| 3. Aluminium Outdoor IP65 case | 9. Module 1 Level test point - 20 dB | 15. Module 4 Level test point - 20 dB |
| 4. Module 1 LASER Output 1.310 nm/1.550 nm | 10. Module 1 RF Input 50 - 3000 MHz | 16. Module 4 RF Input 50 - 3000 MHz |
| 5. Module 2 LASER Output 1.310 nm/1.550 nm | 11. Module 2 Level test point - 20 dB | 17. PSU 2 Redundancy 12 V dc |
| 6. Module 3 LASER Output 1.310 nm/1.550 nm | 12. Module 2 RF Input 50 - 3000 MHz | |




mod.
ROF4-ORX-S



- | | | |
|---|---|---------------------------------------|
| 1. Cover Hinges | 7. Module 4 OPTICAL Input 960 / 1650 nm | 13. Module 3 Level test point - 20 dB |
| 2. Wall fixing bracket | 8. PSU 1 Input 12 V dc | 14. Module 3 RF Output 50 - 3000 MHz |
| 3. Aluminium Outdoor IP65 case | 9. Module 1 Level test point - 20 dB | 15. Module 4 Level test point - 20 dB |
| 4. Module 1 OPTICAL Input 960 / 1650 nm | 10. Module 1 RF Output 50 - 3000 MHz | 16. Module 4 RF Output 50 - 3000 MHz |
| 5. Module 2 OPTICAL Input 960 / 1650 nm | 11. Module 2 Level test point - 20 dB | 17. PSU 2 Redundancy 12 V dc |
| 6. Module 3 OPTICAL Input 960 / 1650 nm | 12. Module 2 RF Output 50 - 3000 MHz | |



mod.
ROF4-RX-TX



- | | | |
|--|--|---------------------------------------|
| 1. Cover Hinges | 7. Module 4 LASER Output 1310 nm/1550 nm | 13. Module 3 Level test point - 20 dB |
| 2. Wall fixing bracket | 8. PSU 1 Input 12 V dc | 14. Module 3 RF Input 50 - 3000 MHz |
| 3. Aluminium Outdoor IP65 case | 9. Module 1 Level test point - 20 dB | 15. Module 4 Level test point - 20 dB |
| 4. Module 1 OPTICAL Input 960 / 1650 nm | 10. Module 1 RF Output 50 - 3000 MHz | 16. Module 4 RF Input 50 - 3000 MHz |
| 5. Module 2 OPTICAL Input 960 / 1650 nm | 11. Module 2 Level test point - 20 dB | 17. PSU 2 Redundancy 12 V dc |
| 6. Module 3 LASER Output 1310 nm/1550 nm | 12. Module 2 RF Output 50 - 3000 MHz | |

RF TX PARAMETERS

- RF Input frequency range:50-3000 MHz
- Flatness:+/- 1.5 dB
- 36 MHz Flatness:+/- 0.3 dB
- RL:> 14 dB (75 ohm)
- Noise Figure:< 10dB @ max gain
- IMD:50 dBc@ 2 tones -13 dBm
- OP1:+ 5 dBm (RMS)
- RF Input power Range:- 50 to -10dBm (RMS)
- RF Damage Input Level:+ 15 dBm (RMS)
- RF adjustable Gain:30 dB (AGC/MGC) with internal settings
- LNB powering with external adapter: ... 0, 13V, 18V, 22 KHz, 600 mA.
- Test Point output level:@ -20 dB of RF input

RF RX PARAMETERS

- RF Output frequency range:50-3000 MHz
- Flatness:+/- 1.5 dB
- 36 MHz Flatness:+/- 0.3 dB
- RL:> 14 dB (75 ohm)
- Noise Figure:< 10dB @ max gain
- IMD:50 dBc@ 2 tones -13 dBm
- OP1:+ 5 dBm (RMS)
- RF Output Power Range:- 50 to -10dBm (RMS)
- RF adjustable Gain:30 dB (AGC/MGC) with internal settings
- Test Point output level:@ -20 dB of RF output

OPTICAL TRANSMITTER

- Power output:4.5 dBm
- Wavelength: 1310nm /1550 nm
- Connectors:water protected SC/APC
- LASER:DFB, Class 1M
- MAX Transmission distance 60Km @ 1310nm or 90Km @ 1550 nm

OPTICAL RECEIVER

- GAIN :automatic or manual
- Input power sensitivity range:- 20 to +4 dBm
- Wavelength:960 to 1650 nm
- Connectors:water protected SC/APC
- Input power measurement:- 30 to +5 dBm
- Photodiode:PIN
- Optical damage Input PWR.....+12 dBm

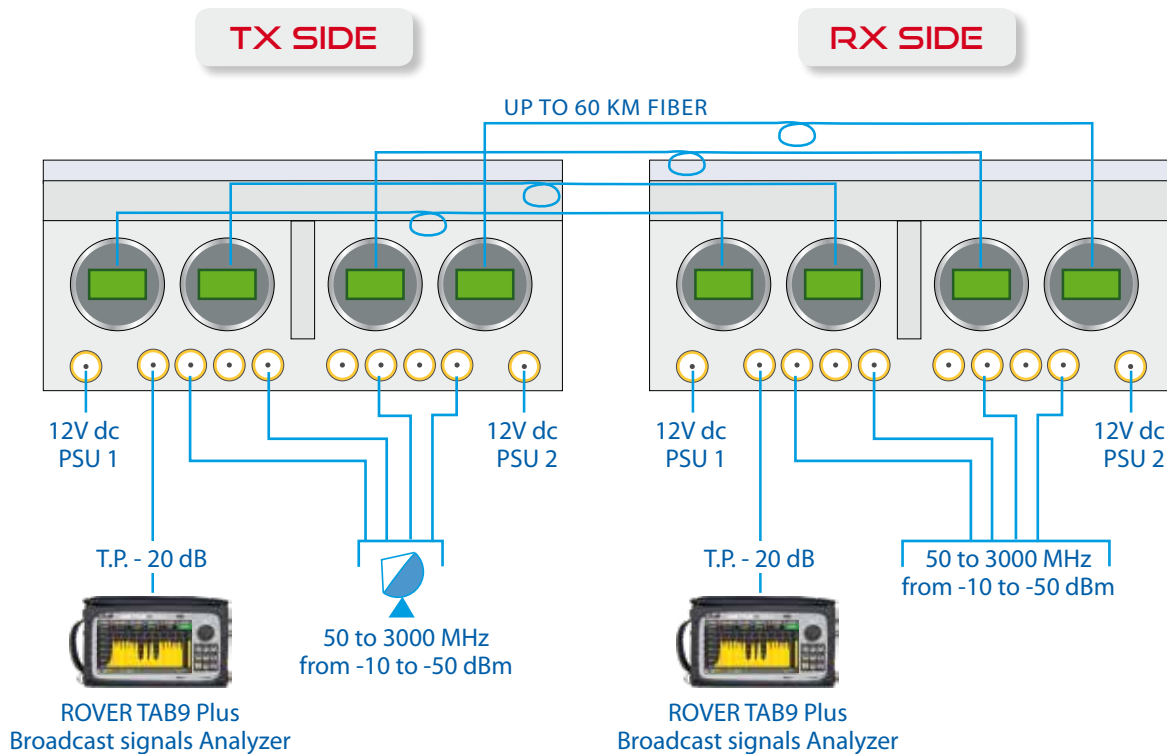
OTHERS

- Casing:ODU IP 67
- Visible Status LEDs for:PSU, RF power input, Laser, LNB, output PVR
- Redundant external power supply
- Operating temperature:- 40° C to 55° C
- Weight:800 g
- Size:220 x 195 (including connectors) x h 95 mm

OPTIONS

- LNB current monitor Led via fiber
- RF over drive Monitor Led via fiber

EXAMPLE of ROF4 RF OVER FIBER LINK APPLICATION





- Outdoor power supply IP 67 enclosure
- Wall fixing bracket
- 80 ~ 264 VAC Input / 12 V Output
- Led indicator for Power ON
- EMI Class B
- Short circuit protection
- Overload protection
- Over voltage / temperature protection



ORDERING MODEL / CODE EXAMPLE

MODEL/CODE	DESCRIPTION	APPLICATION
ROF4-OTX-1310-S	4 Slots Professional Outdoor RF over FIBER Transmitter, Wavelength 1310 nm, with Double redundant PSU Input, - 20 dB Level Test Point, Monitoring LED, IP65 waterproof aluminium housing with hinges.	
ROF4-OTX-1550-S	4 Slots Professional Outdoor RF over FIBER Transmitter, Wavelength 1550 nm, with Double redundant PSU Input, - 20 dB Level Test Point, Monitoring LED, IP65 waterproof aluminium housing with hinges.	
ROF4-ORX-S	4 Slots Professional Outdoor RF over FIBER Receiver, Wavelength 1100 - 1650 nm, with Double redundant PSU Input, - 20 dB Level Test Point, Monitoring LED, IP65 waterproof aluminium housing with hinges.	
ROF4-RX-TX-1310	4 Slots Professional Outdoor RF over FIBER equipment composed with n.2 Transmitter Modules (Wavelength 1310 nm) and n.2 Receiver Modules (Wavelength 1100 - 1650 nm). Double redundant PSU Input, - 20 dB Level Test Point, Monitoring LED, IP65 waterproof aluminium housing with hinges.	
ROF4-RX-TX-1550	4 Slots Professional Outdoor RF over FIBER equipment composed with n.2 Transmitter Modules (Wavelength 1550 nm) and n.2 Receiver Modules (Wavelength 1100 - 1650 nm). Double redundant PSU Input, - 20 dB Level Test Point, Monitoring LED, IP65 waterproof aluminium housing with hinges.	



ROVER Laboratories and offices



ROVER Goods entrance & production

V.2,1 25-11-21



Product
made in Italy by
Rover Broadcast.com

CERTIFICATES N°
1263 ISO 9001
1264 ISO 14001
1265 ISO 45001



Specifications and features are subject to change without notice.

RO.VE.R. Laboratories S.p.A.
Via Parini, 2 - 25019 Sirmione (BS) Italy
info@roverinstruments.com • www.roverbroadcast.com